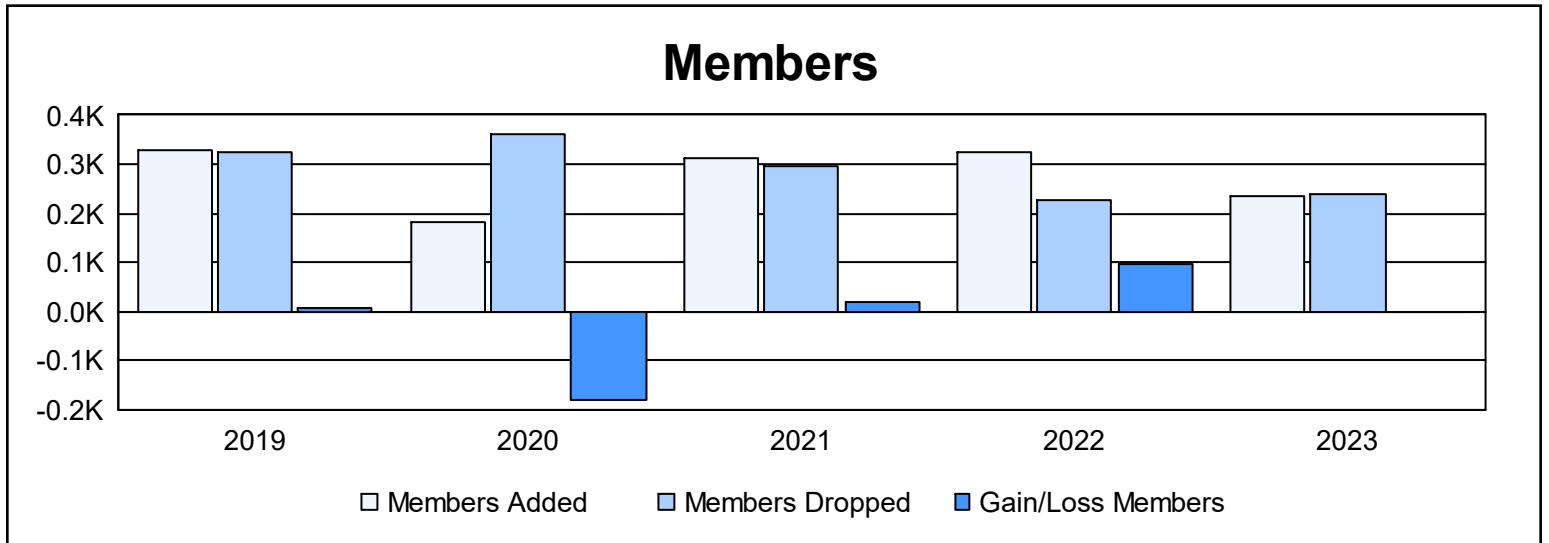
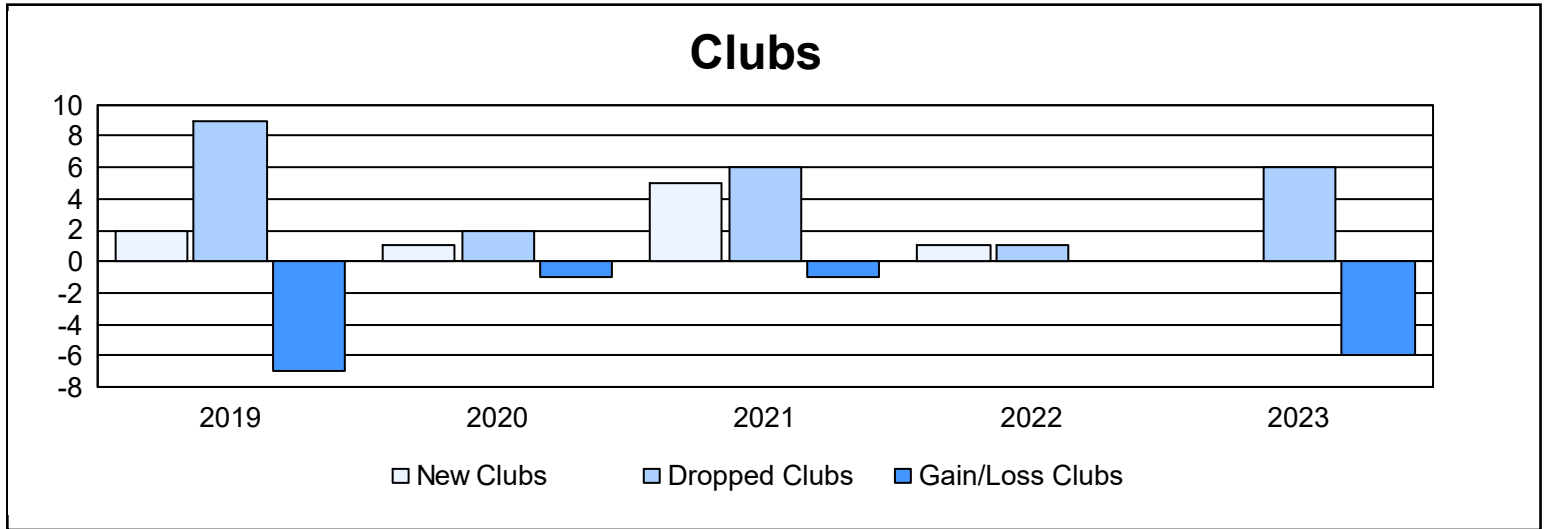
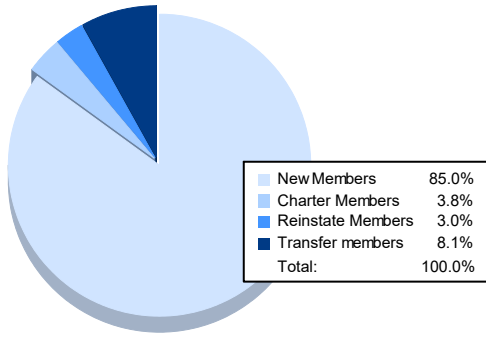


| Year | New Clubs | Dropped Clubs | Gain/ Loss Clubs | New Members | Charter Members | Reinstate Members | Transfer Members | Total Member Added | Total Members Dropped | Gain/ Loss Members |
|----------------|-----------|---------------|------------------|-------------|-----------------|-------------------|------------------|--------------------|-----------------------|--------------------|
| 2018-2019 | 2 | 9 | -7 | 230 | 76 | 12 | 11 | 329 | 324 | 5 |
| 2019-2020 | 1 | 2 | -1 | 140 | 26 | 7 | 8 | 181 | 362 | -181 |
| 2020-2021 | 5 | 6 | -1 | 156 | 145 | 7 | 6 | 314 | 296 | 18 |
| 2021-2022 | 1 | 1 | 0 | 223 | 70 | 20 | 11 | 324 | 227 | 97 |
| 2022-2023 | 0 | 6 | -6 | 199 | 9 | 7 | 19 | 234 | 237 | -3 |
| Average | 2 | 5 | -3 | 190 | 65 | 11 | 11 | 276 | 289 | -13 |



Membership Composition June 2023 Cumulative



Gender Composition June 2023 Cumulative

